













ETOC 2018 - Relay - Paralympic

Monday, April 30. 2018

					Control												Tc 1:1-4				Tc 2:1-4				Result		Recalculated	Team result	Difference					
	Name	Leg	Course	Team/Country \ Correct answer	B A C	Z Z Z	Z Z Z	Z A B	B Z A	B A A	Z Z Z	- - -	A B C	Z B Z	E Z Z	A D C	Z Z Z	A Z Z	Z Z Z	Sec	Z Z Z	Z Z Z	A A F	F F F	Sec	Points	Sec	min:sec	min:sec	min:sec				
1	Hanka Doležalová	1	A/RED/P	 Czech Republic 1	B	Z	C	Z	B	B	Z	C	A	Z	E	A	Z	B	Z	Z	55 55	55	Z	Z	Z	F	57 57	57	10	172	3:52	13:24.5	0:00	
	Pavel Dudík	2	C/BLUE/P		Z	Z	C	B	Z	A	Z	Z	A	Z	C	D	A	Z	Z	33 33	33	Z	Z	A	F	47 47	47	7	110	5:50				
	Jana Kostová	3	B/GREEN/P		A	Z	C	Z	Z	A	Z	C	B	B	Z	D	Z	A	Z	Z	31 31	31	Z	F	A	F	41 42	41.5	9	102.5	3:42.5			
	Dmitriy Docuchaev	1	C/BLUE/P		C	Z	C	B	A	A	Z	D	C	A	Z	C	Z	A	Z	A	50 50	50	Z	Z	A	F	50 50	50	10	137.5	3:17.5			
2	Nataliia Salakhova	2	B/GREEN/P	 Russia 1	A	Z	C	A	Z	A	Z	Z	Z	B	Z	D	Z	A	Z	C	94 94	94	Z	F	A	E	102 101	101.5	9	285.5	6:45.5	14:29.5	1:05	
	Pavel Shmatov	3	A/RED/P		B	Z	Z	B	B	B	Z	Z	A	Z	E	A	D	A	Z	C	53 54	53.5	Z	Z	A	Z	63 63	63	10	206.5	4:26.5			
	Inga Gunnarsson	1	B/GREEN/P		A	A	C	Z	Z	A	A	C	C	B	Z	D	D	A	Z	Z	37 37	37	Z	F	A	F	89 89	89	6	186	8:06			
3	Ola Jansson	2	A/RED/P	 Sweden 1	B	Z	C	Z	B	B	Z	Z	A	Z	E	A	Z	A	F	Z	60 61	60.5	Z	Z	A	F	45 45	45	10	135.5	3:15.5	14:48	1:23.5	
	Michael Johansson	3	C/BLUE/P		C	Z	C	B	A	A	Z	D	C	A	Z	C	D	A	Z	Z	56 56	60.5	Z	Z	A	F	56 56	56	10	146.5	3:26.5			
	Milan Lucný	1	B/GREEN/P		A	A	Z	Z	Z	A	Z	D	Z	B	D	D	D	A	Z	Z	42 42	42	Z	Z	A	E	40 40	40	7	142	6:22			
4	Miroslav Špidlen	2	C/BLUE/P	 Czech Republic 2	C	Z	Z	B	B	A	Z	C	C	B	E	C	D	Z	F	Z	36 36	36	E	Z	A	F	49 49	49	8	205	6:25	15:11.5	1:47	
	Bohuslav Hulka	3	A/RED/P		B	Z	Z	B	B	B	Z	C	A	Z	E	A	Z	A	F	Z	59 58	58.5	Z	Z	A	F	56 56	56	11	144.5	2:24.5			
	Dmitry Kucherenko	1	B/GREEN/P		A	Z	C	Z	B	A	Z	Z	Z	B	Z	D	D	A	Z	Z	44 44	44	Z	Z	A	F	51 51	51	8	125	5:05			
5	Eduard Oginskii	2	A/RED/P	 Russia 2	B	Z	C	Z	B	B	Z	C	Z	Z	Z	A	D	B	F	Z	52 52	52	Z	Z	A	F	83 83	83	8	225	6:45	20:21	6:56.5	
	Artem Khalanskiy	3	C/BLUE/P		C	A	C	B	Z	A	Z	D	C		C	Z	A	Z	C	58 58	58	Z	F	A	C	63 63	63	6	211	8:31				
	Vladislav Poznianskiy	1	A/RED/P		B	A	C	B	B	B	A	Z		Z	E	A	D	A	F	Z	76 76	76	Z	Z	A	F	77 77	77	6	213	8:33			
6	Iryna Kulykova	2	B/GREEN/P	 Ukraine 1	A	Z	C	Z	Z	A	Z	C	Z	B	Z	D	D	A	F	Z	61 61	61	Z	F	A	F	94 94	94	8	245	7:05	20:42.5	7:18	
	Valerii Lytvynov	3	C/BLUE/P		C	A	C	B	A	A	Z	D	Z	A	Z	C	C	A	Z	Z	45 44	44.5	Z	Z	A	F	50 50	50	8	124.5	5:04.5			
	Kari Pinola	1	A/RED/P		B	A	C	Z	B	B	Z	Z	Z	B	E	A	Z	A	F	Z	48 48	48	Z	F	A	F	54 55	54.5	7	162.5	6:42.5			
7	Ken Gammelgård	2	C/BLUE/P	 Finland 1	C	Z	C	A	A	Z	Z	D	Z	A	Z	C	D	A	Z	Z	70 69	69.5	Z	Z	A	F	94 94	94.5	7	193.5	7:13.5	21:22	7:57.5	
	Pekka Seppä	3	B/GREEN/P		Z	A	C	Z	Z	A	Z	Z	B	B	Z	D	D	A	F	Z	32 32	32	Z	F	Z	F	54 54	54	7	206	7:26			
	Mauro Nardo	1	B/GREEN/P		A	Z	C	Z	Z	A	A	D	Z	Z	E	D	Z	A	E	Z	19 19	19	E	F	Z	Z	12 12	12	5	181	9:01			
8	Fabio Bortolami	2	A/RED/P	 Italy 1	B	Z	C	B	B	B	A	C	Z	Z	D	A	D	B	F	Z	45 45	45	Z	Z	A	F	49 49	49	6	184	8:04	22:56	9:31.5	
	Piergiorgio Zancanaro	3	C/BLUE/P		C	Z	C	B	A	A	Z	D	Z	A	Z	C	Z	A	Z	C	49 49	49	Z	B	C	E	62 62	62	9	231	5:51			
	Viaceslavs Lukaševics	1	A/RED/P		Z	Z	C	Z	B	B	A	Z	Z	Z	E	A	B	A	F	C	44 43	43.5	Z	Z	A	F	47 48	47.5	7	181	7:01			
9	Guntis Jakubovskis	2	B/GREEN/P	 Latvia 1	A	A	C	Z	Z	A	Z	D	C	Z	Z	D	Z	A	Z	D	58 57	57.5	Z	F	Z	F	66 66	66	6	213.5	8:33.5	23:19.5	9:55	
	Andrejs Šulcs	3	C/BLUE/P		C	Z	C	A	Z	A	Z	D	Z	A	E	C	D	A	Z	Z	57 57	57	Z	Z	C	F	48 48	48	6	165	7:45			
	Miguel Angel Garcia Grinda	1	C/BLUE/P		C	Z	C	Z	Z	A	Z	D	Z	A	Z	C	D	Z	Z	Z	75 75	75	Z	Z	A	F	72 72	72	7	207	7:27			
10	Sergio Martin Carrasco	2	A/RED/P	 Spain 1	B	Z	Z	B	B	B	Z	C	Z	Z	Z	A	F	A	F	Z	31 31	31	Z	Z	A	F	39 40	39.5	8	130.5	5:10.5	25:15.5	11:51	
	Carlos Riu Noguero	3	B/GREEN/P		Z	A	Z	Z	Z	A	A	Z	Z	B	E	Z	C	B	Z	C	103 103	103	Z	F	Z	F	115 115	115	4	338	12:38			
	Arne Ask	1	C/BLUE/P		C	Z	C	A	Z	A	Z	D	Z	Z	E	C	C	A	Z	Z	43 42	42.5	Z	Z	C	F	77 77	77	5	179.5	8:59.5			
11	Knut Terje Ovesen	2	B/GREEN/P	 Norway 1	Z	A	C	Z	Z	C	Z	Z	C	B	Z	D	D	A	F	Z	76 76	76	B	D	A	F	107 107	107	5	303	11:03	25:35.5	12:11	
	Svein Jakobsen	3	A/RED/P		B	Z	Z	C	B	Z	Z	Z	B	Z	E	A	Z	A	F	C	51 49	50	Z	Z	Z	F	73 73	73	9	213	5:33			
	Boriss Gavrilovas	1	C/BLUE/P		A	Z	C	B	ZB	B	Z	Z	A	A	E	C	C	B	Z	C	49 49	49	B	Z	A	F	56 56	56	5	225	9:45			
12	Laima Lazinskiene	2	A/RED/P	 Lithuania 1	B	A	C	C	B	B	B	Z	C	Z	Z	D	A	D	A	F	Z	44 44	44	Z	Z	A	F	57 58	57.5	6	161.5	7:41.5	27:20.5	13:56
	Tadeuš Šimkovic	3	B/GREEN/P		A	Z	C	Z	A	A	A	D	B	Z	A	D	D	Z	Z	Z	81 81	81	Z	Z	C	F	63 63	63	5	234	9:54			
	Programming by Martin Fredholm				No. of correct answers																													
				No. of correct answers in %																														